

# COURSE 1

## The Role of a Production Sewing Machinist

COURSE 1 OF 7




## Course 1: The Role of a Production Sewing Machinist

Welcome to Course One of the UKFT Production Sewing Machinist Programme.

This course is an introduction to the role, value, and responsibilities of a Production Sewing Machinist.

The course content covers the scope of the industry, the four key areas/departments involved in sewn product manufacture and the types of activities within those areas, and the responsibilities of a production sewing machinist, including what the job involves and where it sits within the production process.

Watch the video below to find out about this course and the whole UKFT Production Sewing Machinists Programme.



<https://vimeo.com/585817364/fb831f3da5>



## Course Details

This course consists of five lessons:

1. Your Industry
2. Production Processes
3. Your role and responsibilities
4. Your working Environment
5. Industry Insights

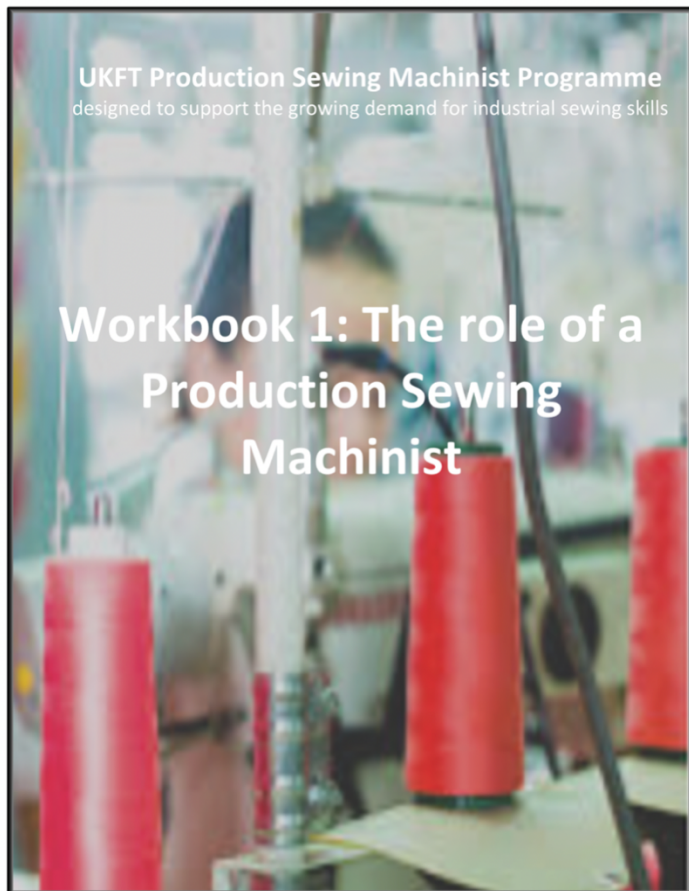
The table below lists the learning outcomes and assessment criteria.

The first column lists the learning outcomes. A learning outcome is the knowledge you will gain on course completion. The second column is the Assessment Criteria. Assessment Criteria is how you will demonstrate your learning by completion of the challenges within the course.

<b>Learning Outcomes:</b> On course completion you will...	<b>Assessment Criteria:</b> On challenge completion you will show that you can...
1. understand the scope, growth and demographics of the industry	1.1 identify current fashion and textiles statistics 1.2 identify key regions in the UK where fashion and textiles industries are prominent 1.3 identify the kind of product made in these regions
2. recognise and understand the importance, value, and key elements of the job role.	2.1 explain the principles of quality, cost, and timescales when producing sewn products
3. be able to identify with each element of the whole production process, and know where they fit in.	3.1 be able to identify with each element of the production process, and know where they fit in.



<p>4. understand typical working environments, processing, and workplace systems.</p>	<p>4.1 identify job role elements carried out by colleagues</p> <p>4.2 identify methods used by production sewing machinists</p> <p>4.3 identify quality and standard operating procedures</p>
<p>5. know how a factory operates and recognise the production processes, people, and skills involved.</p>	<p>5.1 identify two stages of production in three different factories</p> <ul style="list-style-type: none"> <li>• Cookson &amp; Clegg</li> <li>• Clare de Lune</li> <li>• Herbert Parkinson</li> </ul>



## Your online workbook

As part of this course, you will be using an online workbook. The workbook will provide all the information you need to meet the learning outcomes and assessment criteria as listed in the

table above, and you will find the answers to the knowledge challenges within the workbook content.

You may wish to create a hard file for reference, in which case you can download a PDF of each lesson to store with other work documents that may be relevant.



To make the most of your workbook and online learning experience it is important that you fully understand the structure and format of your online course.

This course consists of five lessons. and the workbook is made up of five key elements that include technical information and activities as detailed below:

1. **Course Introduction:** A brief introduction that explains the subject covered and how it relates to your job. (In text and video format). The introduction includes the overall aims of the unit and will tell you what you will know and be able to do when finished.
2. **Key words:** A set of key words and their meanings is provided at the beginning of the unit. These words are essential to your understanding of the subject area.
3. **Subject:** The bulk of the workbook is made up of technical information. The information is broken down into sections, each section contains, text, images and in some cases, videos.
4. **Knowledge and Skills Challenges:** These are short self- assessments designed to help you with your learning. They are scattered across each lesson to encourage bite size learning. These challenges need to be completed correctly to be awarded your UKFT certification and can be repeated as many times required.
5. **Groundwork:** These are recommended optional activities. Completing them will help you to better understand your role, your company, and internal processes and procedures. We recommend you create a folder to record and keep your groundwork activities in, this will provide you with a reference tool that will help inform your learning and job role responsibilities. Also, for those undertaking an apprenticeship these activities will help you gather information relevant to the End Point Assessment. Alternative groundwork activities suitable for independent learners, are also included.

Online learning is a very flexible way to study, it is important however to structure your learning, so you get the most out of it. **Think about the following:**

**Plan:** Set aside the time to study and try and get into a regular routine. Keep your sessions short and sharp (max 30 minutes).

**Set targets:** Set yourself realistic targets and stick to them.

**Where:** You need to be able to concentrate, find some where quiet where you won't be distracted.

**Prepare:** Organise your work area, have a pad and pen to hand for notes and keep a file for print outs.

**Be active:** Learning using this workbook does not simply mean reading content. You must be active in your study, watch the videos a few times, make notes, enjoy the activities, and apply your learning in the workplace.

**Keep going:** Don't be disheartened if you get the knowledge challenges incorrect, keep trying and remember the answers are in the content.

The estimated learning time for this course is 30 hours. This timing is for guidance only, it may take less or more depending on your individual learning style.


The learning activities include reading and absorbing text, watching videos, exploring links, completing knowledge and skills challenges, completing groundwork exercises, and putting what you have learnt into practice.

## Key words

Here are some words, and their meanings that you will across within this course. They are specific to the subject area, and you may not have heard them before.

Word	Meaning
Sector	Industries that share related business activity, product, or service
Subsector	Small industries that are part of a larger sector ie tailoring is a subsector of the apparel industry
Consumer	Shopper, purchaser, or end user
Micro business	A small business that employs a few staff, usually fewer than 10 people
Fast fashion	Inexpensive clothing produced rapidly for the mass-market in response to the latest trends.
Ready-to-wear	Ready-made garments made in standard sizes
Woven	Textiles formed by weaving, created on a loom, and made by interlacing two or more threads at right angles to another

Non-woven	Textile made by bonded fibres together using chemical, mechanical, heat or solvent treatments
Textile Composites	A class of advanced materials which are manufactured by combining pre-made materials together for structural uses.
Geo Textiles	Permeable fabrics which, when used in association with soil, can separate, filter, reinforce, protect, or drain.
Bio Textiles	Textiles made wholly or partially from plants or vegetables
Performance Textiles	Textiles that provide additional functions such as repellence, resistance, or protection i.e., waterproof
Critical Path	The sequence of tasks that must be completed to successfully make a product from start to finish.
Lean Manufacturing	Production methods that are aimed at reducing time and waste.



## UKFT Certification

Completion of this course will earn you an industry approved UKFT Certificate. This award is recognised by the sector and validates your newfound skills.

Certification will help to secure employment in the fashion and textiles industry or if you

are already employed, honours for the skills and knowledge you have gained which can now be utilised in your role or help advance your career in the industry.

The certificate is personalised and can be downloaded on course completion. If you are working offline your tutor will download your certificate for you.



The estimated learning time for this course is around 30 hours. This timing is for guidance only, it may take less or more time depending on your individual learning style.

The learning activities include reading and absorbing text, watching videos, exploring links, completing knowledge challenges, completing groundwork exercises, and putting what you have learnt into practice.

**It is now time to get started, work through your online workbook and complete the challenges, enjoy your learning!**